



**THE BEATLES
#1 HITS**

TECHNICAL RIDER

22pc Arena/Stadium Show

JANUARY 2024

PRODUCER CONTACT:- *Frank Zirone*: +1 416 473 9998 - fzirone@rogers.com
PRODUCTION CONTACT:- *Tony Crea* : +1 647 298 0803 - tonyc@sympatico.ca

Table of Contents

TECHNICAL PRODUCTION.....	3
SOUND CHECK	3
AUDIO	3
FOH AND MONITOR CONSOLES	3
MONITORS.....	4
MICROPHONES & DI's	4
MICROPHONE STANDS	4
COMMUNICATION SYSTEM	4
STAGE POWER.....	5
LIGHTING	5
PREFERRED EQUIPMENT LIST	5
COLOUR/GEL PREFERENCES	5
VIDEO	6
ONSTAGE PROJECTION	6
FOH PROJECTION	6
VIDEO OPERATOR	6
PROJECTION AUDIO.....	6
STAGING	7
RISERS / PLATFORMS.....	7
STEPS FOR RISERS.....	7
FURNITURE	7
CYCLORAMA	7
HOUSE TECHNICAL PERSONNEL REQUIREMENTS – SUMMARY	7
BACKLINE.....	8
DRAWINGS & PATCH LISTS.....	9
AUDIO INPUT LIST.....	9
GENERIC LIGHTING PLOT.....	10
STAGE DRAWING #1L – RISERS SPECS AND LOCATE	11
STAGE DRAWING #2L – BAND GEAR AND MICS.....	12
STAGE DRAWING #3L – ELECTRICAL AND FURNITURE	13
STAGE DRAWING #4L – INPUTS FOH AND MONITORS	14
STAGE DRAWING #5L - MONITOR OUT IEM AND FLOOR	15
STAGE DRAWING #6L – GUITAR LAYOUT	16

The Purchaser agrees to provide the following equipment & services at no cost to the artist:-

TECHNICAL PRODUCTION

ONES Technical personnel must be allowed to operate all equipment that is provided by the Purchaser or his Subcontractors.

No other acts will be permitted to use **ONES** stage equipment (ie: drums, amps or the services of the **ONES** crew) without prior consent of the **ONES** Production Manager. The equipment and special effects of any other acts on the same stage will be operated under the supervision or control of **ONES** Production Manager and he shall have the final decision in the placement of any and all equipment on or off the stage.

All equipment & components provided for **ONES** use must be in proper working condition.

The Venue must provide a safe & legal means of reaching Lighting Fixtures & Projectors at their final trim positions for focus &/or maintenance purposes.

A "Man Lift" in good working condition is ideal for this purpose.

****ONES will require full access to the stage for a minimum of five (5) working hours from load-in time until end of sound check. Meal & coffee breaks mandated by local workplace agreements must be added to this total.**

SOUND CHECK

ONES requires a full Sound Check which must occur prior to the opening of the house. This may require up to ninety (90) minutes to complete.

AUDIO

ONES supplies rehearsed FOH & Monitor Sound Engineers that will direct the stage setup and perform the sound mix of the show.

REQUIREMENTS FROM VENUE

We prefer to use the in-house sound system in most venues. Such a system should insure adequate coverage to all seats & be of sufficient power to provide clear, undistorted sound at average levels of 98db. (110db peak). A Line Array System is strongly preferred where appropriate.

In Venues where an SPL limit is strictly enforced, **ONES** Sound Engineer must be provided with a working SPL meter of the same type used for enforcement in order to comply effectively with these limits.

In-House Audio Technician(s) must assist with **FOH** setup & stage patch, as well as assisting the Monitor Mixer during the show.

ONES Sound Engineer to have full control of the sound system at all times.

FOH AND MONITOR CONSOLES

We prefer to use Digital Consoles whenever possible. We will attempt to send Show Files in advance.

The following brands are preferred (in order of preference):

Yamaha, Avid (Digidesign), Midas, Digico, Soundcraft.

In the event that a Digital Console is not available at the FOH position, extra outboard equipment will be required:-

- 1 - Drive Rack c/w 1/3 octave Equalizers for every Mix Output (including Subs, Center Fills, Lip Fills, Under Balcony Fills, etc.
- 1 - Effects Rack c/w 16 ch. of Insertable Compressors
 - 2 - High Quality Reverbs (ie:- Lexicon)
 - 1 - DDL c/w Tap Function (ie:- TC Electronics D2)
 - 2 - Multi Effects Processors (ie:- Yamaha SPX-2000)

FOH AND MONITOR CONSOLES (continued)

The ONES 22 piece show generally travels with a Midas Pro 9 Monitor Console with stage boxes (providing not less than 48 inputs and 24 outputs), that will require the Audio supplier to provide an Analog Input/Splitter Snake with XLR Breakouts.

An Analog splitter is usually the most fail-safe option, depending on in-house digital audio protocols.

In the event that a Digital Console is not available at the Monitor Mix position, extra outboard equipment will be required:-

- 1 - Drive Rack c/w 1/3 octave Equalizers to be inserted on every Mix Output
- 1 - High Quality Reverb Unit

Suitable Analog Monitor Mixing Consoles will have 48 Mic inputs with 4 band sweep EQ, minimum of 14 Mix outputs + Monitor/Listen Output. Compact Analog consoles such as Mackie & Presonus are **NOT** acceptable.

Adequate Console & Outboard Rack Lighting is required at both mix positions.

FOH Audio Mix position must be located within the prime audience seating area (eg:- NOT in an enclosed booth or room)

MONITORS:

1. Specialty Compact Monitors: 6 “Mackie SRM-150” or similar + 6 “Bose S1” or similar. (for Strings)
2. Wedge Monitors - 8 Active Wedges on 8 discrete mixes.
3. Mid-Stage Side Fill Monitors - Active Stereo. May be similar to wedges but on stands at head height.
4. In-Ear Monitor Systems - Stereo - 8 discrete mixes required.
5. Drummer uses wired headphones through his personal compact mixer (ONES will supply).
6. Monitor System must include a “Listen Wedge” of the same type as those used onstage which must be connected to a Monitor Output on the console which is Post Mix Processing.

MICROPHONES & DI's:

- 6 - Sennheiser E935 - Vocals (ONES will supply)
- 1 - AKG 414 - Drums Overhead
- 1 - AKG D112 - Kick
- 1 - Shure SM 57 - Snare
- 2 - Shure SM-81/AKG-451 - Audience Mics for IEMs
- 6 - Shure PGA-98H - Clip-On Mics - Horns
- 3 - Sennheiser E609 Mics - Guitar Amps -
- 1 - Shure SM-57 - Flutes
- 3 - ACTIVE DIRECT BOX - Electronic Percussion, Acoustic Guitar & Click Track (Metronome)
- 12 - TRS → XLRM Adaptors for line outputs of String Monitors.(when no XLR line out is available)

MICROPHONE STANDS

- 9 - Standard Mic Stands - with Telescopic Booms (Round Bases preferred)
- 2 - Oversize(heavy) Mic Stands for Drum Overhead with Extended Boom.
- 2 - Short Mic Stands with Short Booms
- 6 - Desk Stands for Personal String Monitors

COMMUNICATION SYSTEM

A 2-channel Clear-Com or equivalent communication system is required for the following Show operating personnel:

- Lighting Operator (A)
- FOH Sound Operator (B)
- Video Operator (A+B)
- Monitor Operator (B)
- House Flyman (B)
- Stage Manager (A+B)
- Followspot Operators (A)

STAGE POWER:

Nineteen (19) separate 110v AC quad power outlets are required onstage; eleven (11) on risers distributed as per DWG 3-L, four (4) across the midstage for amplifiers and two (2) Stg R and two (2) Stg L for the downstage front line.

LIGHTING

ONES does not carry any lighting production equipment.

ONES travels with a rehearsed Lighting Director who will operate the Lighting for the show.

ALL Lighting equipment to be provided by the purchaser.

If the Lighting operator is situated in a closed booth, a compact Audio Monitor met be supplied with a Program Feed.

2 Lighting Technicians will be required to assist with the patching & focus of the lighting rig.

These Technicians must be completely familiar with the lighting rig with respect to patching as well as programming of any intelligent fixtures used for the show.

At least 1 Lighting Technician must be available & on hand from the beginning of the setup call through to the end of the entire show.

Where possible, our Lighting Plot (to follow) should ideally be pre-hung & patched prior to the arrival of **ONES** Production Personnel.

Our preferred equipment list is as follows:

- 3 - Onstage Trusses (Downstage, Midstage, Upstage) @ 64' length.
- 1 - FOH Truss @ 64' length.

All Trusses should be dressed with black borders on the audience facing sides.

- 24 - Varilites VL-4000:- 8 -> Midstage Truss, 8 -> Upstage Truss , 8 -> Upstage Floor
- 24 - Clay Paky Sharp:- 12 -> Midstage Truss, 12 -> Upstage Truss
- 36 - LED Wash Fixture:- 12 -> Downstage Truss, 12 -> Midstage Truss, 12 -> Upstage Truss
- 12 - LED Blinder:- 12 -> Downstage Truss
- 8 - ColorForce 72:- Upstage CYC (Floor Mounts)
- 4 - ColorForce 72:- Bell Base Booms (or similar) in Upstage Corners
- 12 - Lekos @ 15-19°:- FOH
- 28 - Lekos @ 26°:- 12 -> Downstage Truss, 10 -> Midstage Truss, 6 -> Upstage Truss
- 2 - D50 Hazers c/w fans
- 2 - Experienced followspots c/w Operators
- 1 - Grand MA or equivalent lighting console

Substitutions, equivalents & additions are permitted with prior consultation with **ONES** Production Manager.

COLOUR/GEL PREFERENCES: All GAMColor

- Onstage Lekos - 104 Broadway Rose 540 Pale Green
- FOH Lekos - 325 Bastard Amber
- Followspots -
 1. 1/4 Magenta
 2. 948 African Violet
 3. 710 Blue Green
 4. 910 Alice Blue
 5. 310 English Rose
 6. 1/2 Magenta

VIDEO

The screen narration projections and sound are an integral part of the **ONES** show. As **ONES** does not tour with production equipment, the Projector and Screen/CYCLORAMA must be supplied by the promoter/buyer. We require projections that are and visible at every location in the performance venue.

Obscured sightlines at sides should be supplemented with (2) video screens & Projectors. The image projected should be of similar intensity to the main Projection.

ONES must be provided with one (1) high powered Video Projector, capable of outputting a **minimum** of 40,000 ANSI Lumens.

Projector must include the appropriate Lens for mounting position (to be determined during the advance by **ONES** Production Manager & Production Technical Director.

Projector must be configured with a **wired** Remote for any calibration that may be required after the projector is in position.

Depending on stage dimensions, proscenium width/height, trim heights, audience sight lines & available mounting positions, this image size may be scaled up or down through a range from 40 to 50 feet wide. (40'W x 22.5'H is ideal)

Alternate: Digital LED screen upstage of the band with a minimum size of **4mm Pitch, 22.5'H x 40' W**(16:9 format).

Side Screens (if required):- Smaller LED Screens similar to the main image are acceptable.

VIDEO OPERATOR

ONES travels with a rehearsed Video Operator that will perform all cues required for the show.

The projected video for the **ONES** show provides the pre-recorded narration portion of the show. Thus the Video Operator must be located in a place that is able to see the performers and hear the crowd to execute this function properly. A position that is adjacent to either the Sound or Lighting Operator is ideal. (whichever is more convenient for signal routing/connections)

If the Video operator is situated in a closed booth, a compact Audio Monitor met be supplied with a Program Feed.

ONES will provide a MacBook Pro to drive the Projector. This laptop will be loaded with the show. ****HDMI CONNECTION PREFERRED.**

This connection will typically connect to the projector via HD/SDI conversion to be supplied by the venue.

PROJECTION AUDIO

A Digital Audio Converter is supplied by **ONES** to make a stereo connection to the FOH Audio Console from the MacBook Pro. This will require 2 XLR cables & a path to the FOH Audio Console.

STAGING:

RISERS / PLATFORMS - (refer to Dwg 1L - RISER SPECS AND LOCATE)

- 4' x 8' Risers to be non-slip surface and stable without movement.
- A protection kick plate required on rear of top risers to ensure chairs cannot slip off.
- Uniform Black Skirting required on all visible sides.

Platforms with corresponding legs or frames

1. a) Riser for strings at 16'W x 6'D x 16"H (front level)
b) Riser for strings at 16'W x 8'D x 24"H (rear level)
2. Riser for horns at 12'W x 8'D x 8" high
3. Riser for Drums 8'W x 8'D x 16"H

STEPS FOR RISERS -

- Steps to be non slip
- Steps to be 8 inch maximum rise

Drum Riser - 16" riser - 1 set - 1 step
String Risers - 24" riser - 1 set - 2 step
16" riser - 1 set - 1 step

FURNITURE

Horn Section

- 4 - armless, padded chairs required not wider than 18"
- 4 - Manhasset style music stands (tripod base preferred) c/w lights.

String Section

- 12 - armless, padded chairs required not wider than 18"
- 12 - Manhasset style music stands (tripod base preferred) c/w lights.

TECHNICAL PERSONNEL REQUIREMENTS - SUMMARY

Setup/Strike Call:

- 2 - Lighting Technician to assist ONES Lighting Director with Hang, Focus & Patch.
- 2 - Sound Technician to assist ONES Sound Engineer with Stage Patch/Monitors.
- 2 - Video Technician to assist ONES Video Operator with Projector Hang, Focus & Patch.
- 4 - Stage Carpenters/Stagehands to assemble & place Stage Risers, Hang Soft Goods & Position Video Projection Equipment as required.

Show Call:

- 2 - Followspot Operators for Show.
- 1 - Lighting Technician to assist & troubleshoot as required.
- 1 - Sound Technician to assist onstage & troubleshoot as required.
- 1 - Video Technician to assist & troubleshoot as required.

**** Lighting & Video Technicians must possess the proper credentials to operate in-house lift (man lift, scissor lift, Zoom Boom, etc.). Both Technicians should be ready, willing & able to use this lift, if required.**

BACKLINE **Please note: Under certain conditions, ONES may supply components of backline equipment. To be discussed and confirmed with Production Manager/Purchaser Representative.

DRUMS (Vintage 1966 “RINGO Kit”) c/w Stool

- 1 - Ludwig Oyster Black Pearl "Super Classic" Kit complete with:
- 1 - Ludwig 22" KICK Ludwig – Classic Oyster Pearl
- 1 - Ludwig 16" FLOOR TOM Ludwig – Classic Oyster Pearl
- 1 - Ludwig 13" RACK TOM Ludwig – Classic Oyster Pearl
- 1 - Ludwig Jazz Festival 14" x 5" SNARE – Classic Oyster Pearl

HARDWARE

- 2 - Pearl BC 830 Cymbal stands w/Uni-lock Tilt boom stand
- 1 - Ludwig Atlas Double Tom Stand
- 1 - Ludwig Atlas Pro Hi-Hat T Stand
- 1 - Ludwig Atlas Pro Snare Stand

PERCUSSION

- 1 - Roland SPD-SX sampling pad with stand
- 1 - LP Bongo Stand LP330 (Adjustable Height)
- 1 - LP Performers Series Bongos 7"/5"
- 1 - Ludwig Acrolite 14" Snare c/w concert style stand
- 1 - Mounted Cowbell c/w kick pedal (Wood Beater)
- 1 - MulU percussion stand
- 1 - Mounted tambourine

GUITARS ELECTRIC (String Gauges TBC)

- 3 X Fender Stratocasters (American Made – 62 Reissue – 2 x Sonic Blue, 1 x “ROCKY Paint Job”)
- 1 X - Gretsch 6119 Tennessee Rose Burgundy
- 1 X - Gretsch 6122 - Country Gentleman Burgundy
- 1 X Fender Telecaster (Rosewood – American Made)
- 2 X Gibson SG (Cherry Finish – 64 Reissue c/w Maestro Vibrato)
- 1 X Gibson Les Paul Standard (Wine Red Finish)
- 1 X Rickenbacker 325 C64 (Miami model) Black
- 1 X Rickenbacker 360 - 12 V64 Fireglow
- 2 X Epiphone Casino (1 x Sunburst + 1 x Natural)

GUITARS ACOUSTIC

- 2 X Gibson J160E Sunburst
- 1 X Gibson Songwriter Acoustic 12 String
- 1 X Epiphone Texan Aged Blonde

AMPLIFIERS & SPEAKER CABINETS

- 3 x VOX AC 30 Handwired series (combo or head/speaker)
c/w 2 x 12" British Celestion Blue speakers
- 1 x MarkBass CMD 102P combo Bass Amplifier

KEYBOARDS

- 1 x Roland Jupiter 80 - 76 Keys
- 1 X Roland DP-10 Sustain Pedal TRS W/ Switch
- 1 X Scissor Stand - Single (must reach standing height)

SOUND SCREENS

- 2 - Plexiglass folding style (ie:- Clearsonic) –each 60" to 72" high x 8' to 10' long

KICK PEDALS

- 1 - DW 9000 Single Kick
- 1 - Yamaha Single Kick Chain FP8500C
- 1 - Double Chain Bass Drum Pedal

CYMBALS

- 1 - Zildjian 18" Medium Crash
- 1 - Zildjian 20" K Sweet Crash K Series
- 1 - Zildjian 15" Avedis Hi-Hats

PERCUSSION (cont)

- 1 - Loose tambourine
- 2 - Cymbal 17" w/ Pearl BC 830 Uni-lock Boom Stand
- 1 - Wood Block
- 1 - Set of Maracas
- 1 - Set of Assorted shakers
- 1 - Standard “Percussion Table” c/w Suck Holder
(Pouch Style)

BASS

- 1 x Rickenbacker 4001S Fireglow
- 1 x Hofner 500 Violin Bass - Sunburst
(NO CONTEMPORARY OR IGNITE MODELS)

GUITAR PEDAL BOARDS

- 2 x Helix LT c/w Peterson tuners, Hum Debugger & UHF RF Wireless Systems
- 1 x Custom Pedalboard for Bass c/w Peterson tuner, Hum Debugger, Jensen 2000 DI & UHF RF System
- 1 x Custom Pedalboard c/w Peterson tuner, Passive Volume Pedal, Fender Pugilist Pedal, Hum Debugger & UHF RF Wireless System.

ELECTRIC STRINGS (c/w Bows, Resin, etc)

- 6 - Bravura EVA White Electric Violins (or similar)
- 3 - Bravura EVA White Electric Viola (or similar)
- 2 - Bravura EVA White Electric Cello (or similar)

Please include all applicable cables & accessories.

ONES

Input List - As of Jan 22, 2024

ITEM #	INPUT DESCRIPTION	MIC	STAND	POSITION	SUB SNAKE	48V	SPLIT IN	FOH IN	MON IN
1	KICK	ARTIST	SB	DRUM RISER	A1		1	1	1
2	SNARE	ARTIST	SB	DRUM RISER	A2		2	2	2
3	HAT	SM81/184	SB	DRUM RISER	A3	Y	3	3	3
4	RACK	CLIP-ON		DRUM RISER	A4		4	4	4
5	FLOOR	CLIP-ON		DRUM RISER	A5		5	5	5
6	OH	SM81/184	TB	DRUM RISER	A6	Y	6	6	6
7	CLICK	ARTIST		DRUM RISER	A7		7	7	7
8	PERC SNARE	SM57	SB	POS 6	C1		8	8	8
9	BONGOS	ARTIST	TB	POS 6	C2		9	9	9
10	ROLAND SPD	ARTIST DI		POS 6	C3		10	10	10
11	BASS DI - DS	ARTIST DI		POS 5 - DS	C4		11	11	11
12	BASS MIC	421	SB	POS 5 - USL	A8		12	12	12
13	POS 2 LX GTR	ARTIST		POS 2 - VOX AMP US	A9		13	13	13
14	POS 3 LX GTR	ARTIST		POS 3 - VOX AMP US	A10		14	14	14
15	POS 3 ACOUSTIC - DS	XLR		L O/P FROM PEDALBOARD	B1		15	15	15
16	POS 4 LX GTR	ARTIST		POS 4 - VOX AMP US	A11		16	16	16
17	POS 4 ACOUSTIC - DS	XLR		L O/P FROM PEDALBOARD	C5		17	17	17
18	POS 2 ACOUSTIC - 6 STR	ARTIST DI		POS 2 - LR BAGGS	C6	Y	18	18	18
19	POS 5 ACOUSTIC - 6 STR	ARTIST DI		POS 5 - DS	C7		19	19	19
20	POS 5 - DANO - LX 12 STR	ARTIST DI		POS 5 - LR BAGGS	C8	Y	20	20	20
21	KBD L	XLR		POS 1	B2		21	21	21
22	KBD R	XLR		POS 1	B3		22	22	22
23	VOX 1	ARTIST	TB	POS 1	B4		23	23	23
24	VOX 2	ARTIST	TB	POS 2	B5		24	24	24
25	VOX 3	ARTIST	TB	POS 3	B6		25	25	25
26	VOX 4	ARTIST	TB	POS 4	C9		26	26	26
27	VOX 5	ARTIST	TB	POS 5	C10		27	27	27
28	VOX 6	ARTIST	TB	POS 6	C11		28	28	28
29	TRUMPET	ARTIST RF		SL - XLR TO SPLIT			29	29	29
30	TRUMPET 2	ARTIST		XLR TO SPLIT			29	29	29
31	SAXOPHONE	ARTIST RF		SL - XLR TO SPLIT			30	30	30
32	TROMBONE	ARTIST RF		SL - XLR TO SPLIT			31	31	31
33	VIOLIN 1	ARTIST		XLR TO SPLIT	D1		32	32	32
34	VIOLIN 2	ARTIST		XLR TO SPLIT	D2		33	33	33
35	VIOLIN 3	ARTIST		XLR TO SPLIT	D3		34	34	34
36	VIOLIN 4	ARTIST		XLR TO SPLIT	D4		35	35	35
37	VIOLIN 5	ARTIST		XLR TO SPLIT	D5		36	36	36
38	VIOLIN 6	ARTIST		XLR TO SPLIT	D6		37	37	37
39	VIOLA 1	ARTIST		XLR TO SPLIT	D7		38	38	38
40	VIOLA 2	ARTIST		XLR TO SPLIT	D8		39	39	39
41	VIOLA 3	ARTIST		XLR TO SPLIT	D9		40	40	40
42	CELLO 1	ARTIST		XLR TO SPLIT	D10		41	41	41
43	CELLO 2	ARTIST		XLR TO SPLIT	D11		42	42	42
44	UPRIGHT BASS	dpa 4061		USR - double bass clip req'd	D12	Y	43	43	43
45	AUDIO FROM VIDEO	ARTIST DI		VIDEO PLAYBACK AREA			44	44	44
46	AMBIENT MIC	SM81 / 184	SB			Y	45	45	45
47	TALKBACK FROM FOH	SWITCH MIC		FOH			46	46	46
48							47	47	47
49							48	48	48
NOTES: ALL DETAILS TO BE CONFIRMED WITH ARTIST REPRESENTATIVE - IE: EXTRA STRING MICS WHEN REQUIRED									
VENUE TO PROVIDE MICS AS SHOWN, ALL MIC STANDS, ALL SUBSNAKES AND XLR CABLES									
ANY UNUSED CHANNELS WILL BE LEFT BLANK									

ONES: The Beatles' #1 Hits

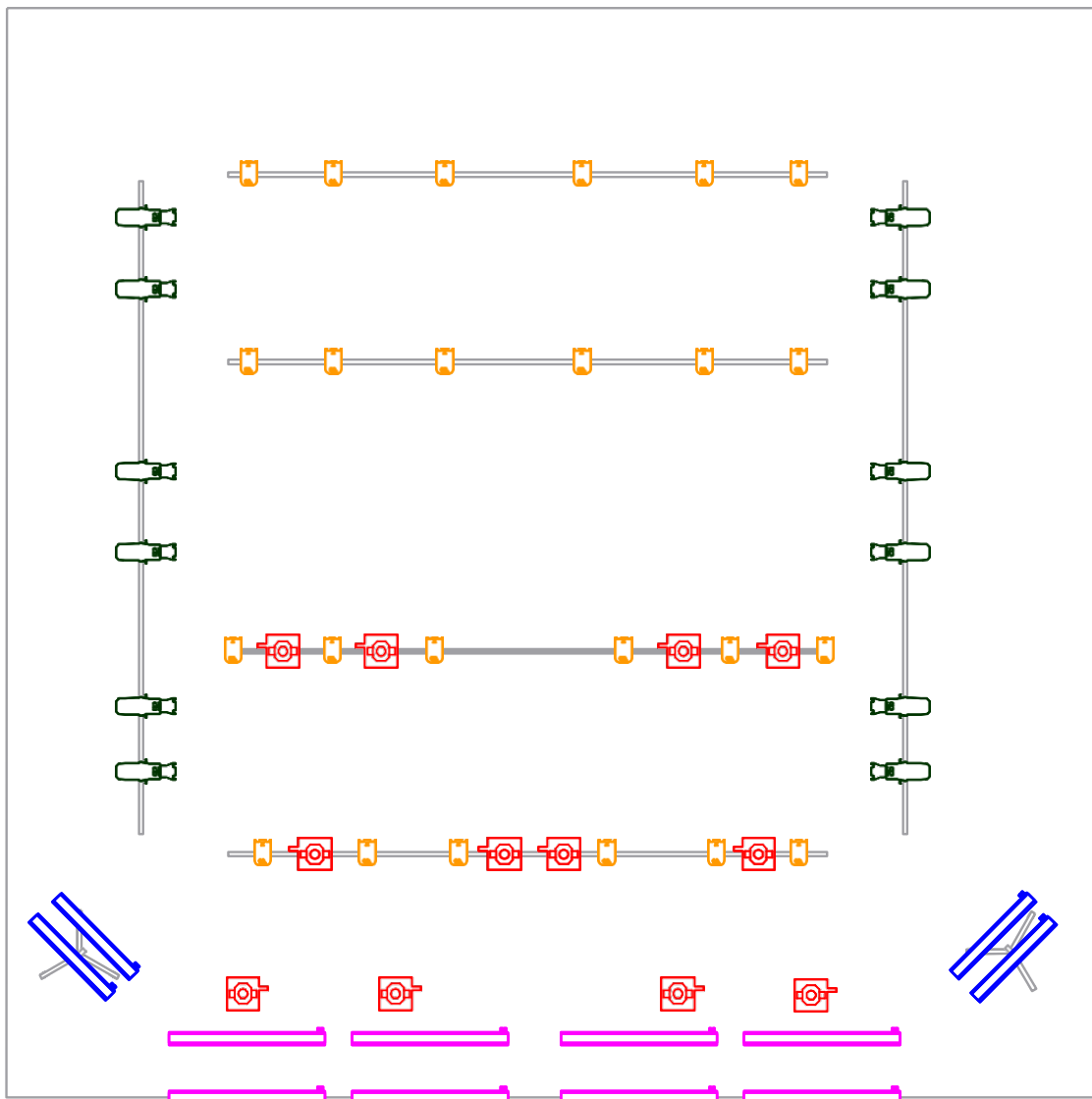
Stage

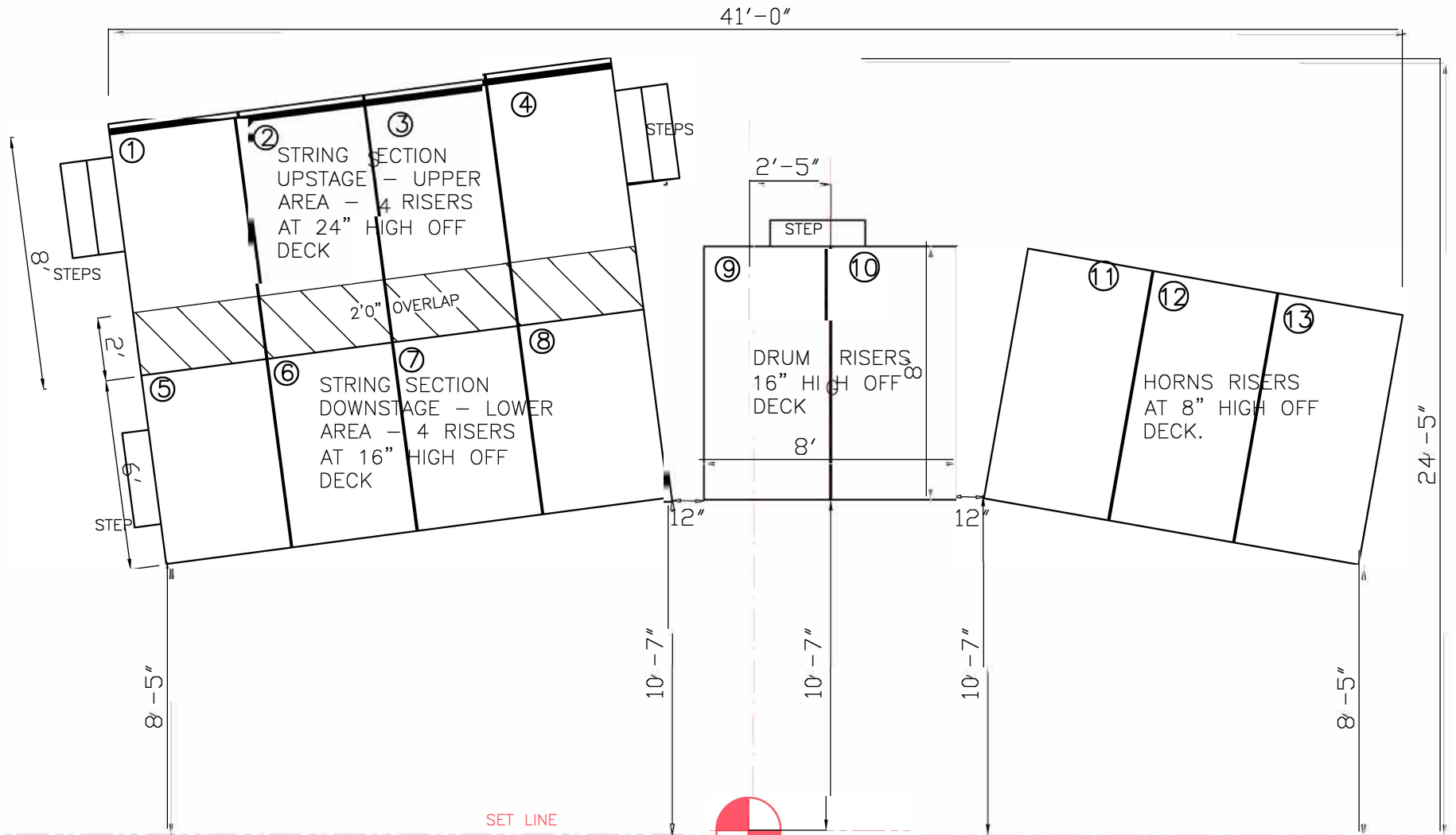
Lighting Plot

L.D	Peter Genrick		
Phone	1-416-662-1765		
Email	genrickp@gmail.com		
Drawn By:	G.E		

Legend

Symbol	Name
	ProPar
	VL 4
	Color Force 72
	Color Force 48
	26 Degree Leko
	19 Degree Leko





RISER NOTES:

ALL RISERS ARE 4' WIDE X 8' LONG
 TOTAL 14 RISERS REQ. (SUPPLIED BY VENUE)

RISER PLATFORM HEIGHT REQUIREMENTS (RISERS NUMBERED 1 TO 8) "STRING SECTION"

- UPSTAGE 4 X RISERS @ 24" HIGH (RISERS 1 TO 4) TO OVERLAP (2'0") DOWNSTAGE RISERS 5 TO 8 USING 8" LEGS ON THE DOWNSTAGE SUPPORTS. TO CREATE A LOWER PLATFORM SURFACE OF 6'0" X 16'0" OF 4 RISERS @16" HIGH.

- DRUM RISERS - TOTAL 2 X RISERS @ 16" HIGH (RISERS 9 & 10)

- HORN RISERS - TOTAL 3 X RISERS AT 8" HIGH (RISERS 11 TO 13)

- REAR (UPSTAGE) SAFETY RAIL RECOMMENDED FOR 24" HIGH RISER PLATFORMS

saved as: Ones Technical Rider 2024 (22 pc Arena-Stadium)

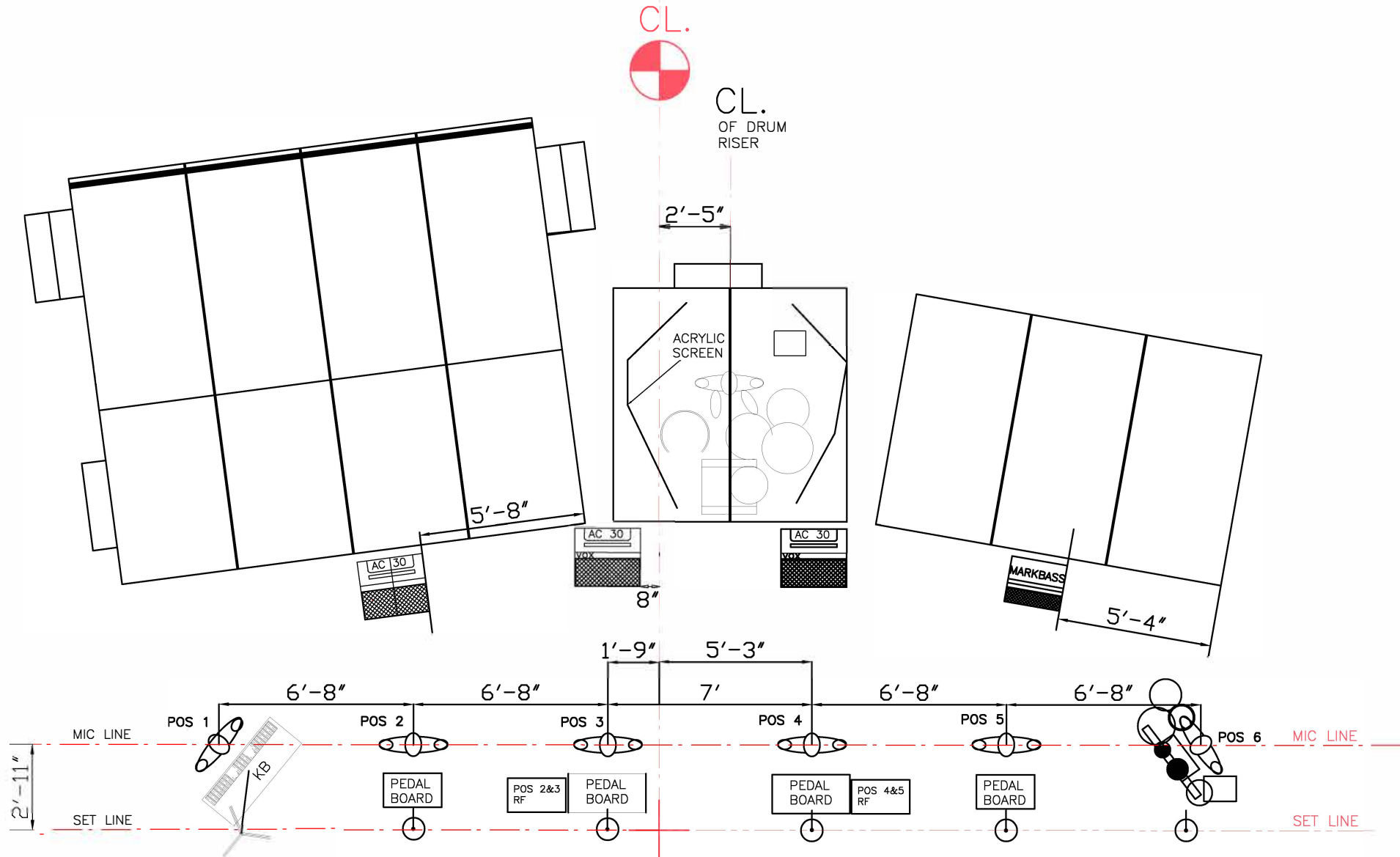
ONES-BEATLES#1 HITS
 22PC - 23 POSITION
 SHOW - 2024

RISERS SPECS

&

LOCATE

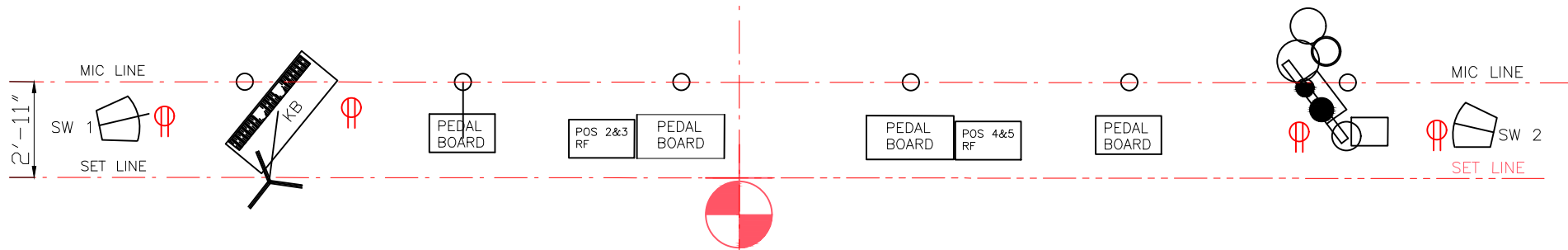
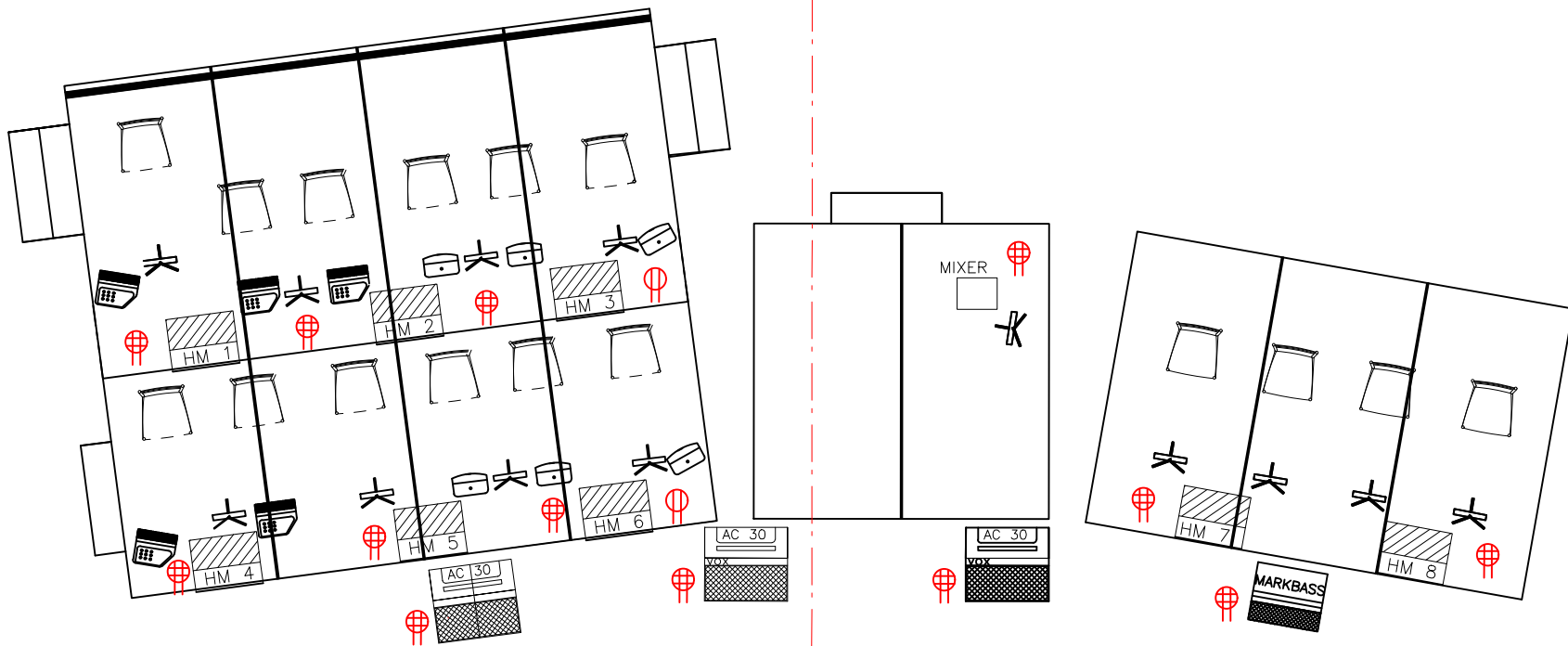
DWG 1-L









ONES-BEATLES#1 HITS
 22PC - 23 POSITION
 SHOW - 2024

saved as: Ones Technical Rider 2024 (22 pc Arena-Stadium)

LAYOUT - LOCATE
 BAND GEAR & MICS

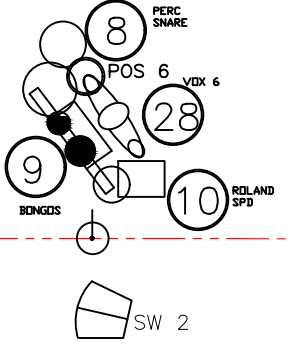
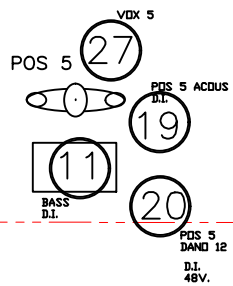
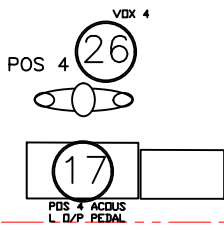
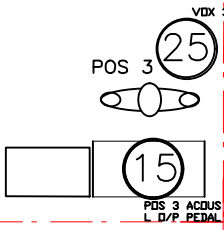
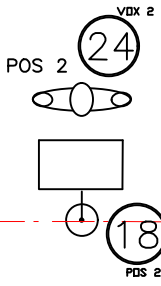
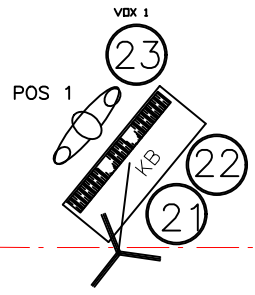
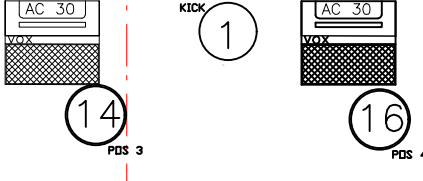

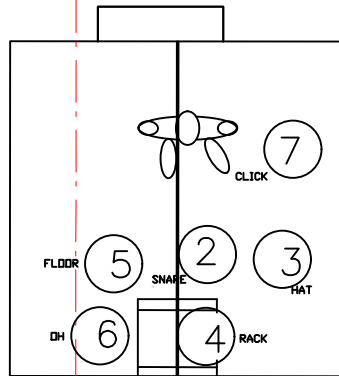



-  HOUSE-ARMLESS ORCH CHAIR - 16REQ
-  HOUSE-MONITORS - 8REQ
-  MACKIE SRM 150 - ARTIST
-  HOUSE-SIDEWASH - 2 REQ.
-  EXM MOBILE 8 - ARTIST
-  HOUSE-MUSIC STAND W LIGHT
- ~~34REQ~~ Ones Technical Rider 2024 (22 pc Arena-Stadium)

ONES-BEATLES#1 HITS
22PC - 23 POSITION
SHOW - 2024

ELECTRICAL & FURNITURE

AMPS, MONITORS,
PEDALS AND
MUSIC STANDS



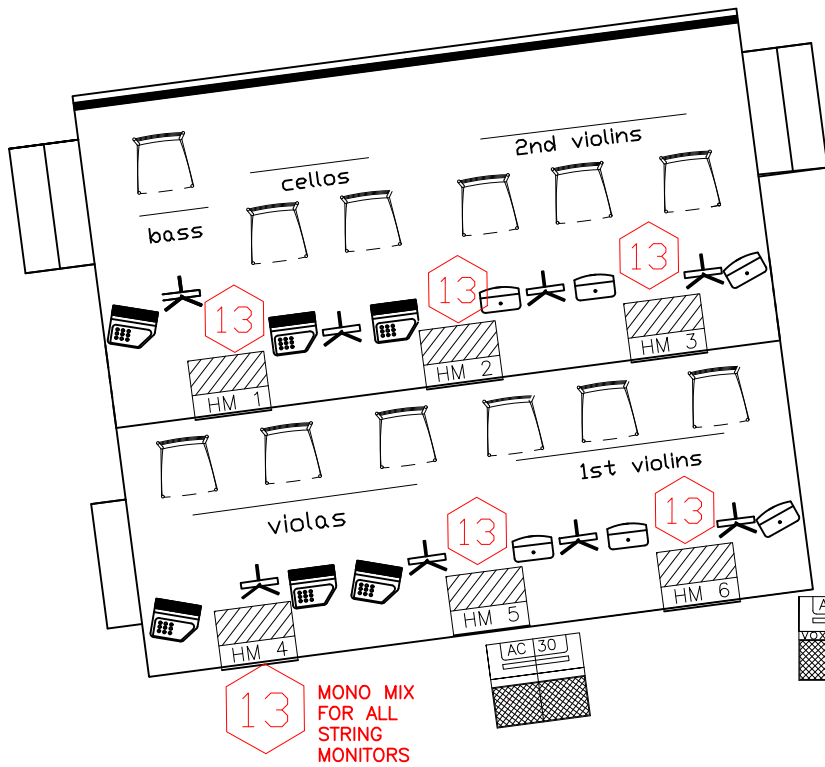
- 
45
 LAP TOP
 MACBOOK PRO
 VIDEO AND
 PRERECORDED
 NARRATIONS
 LOCATED AT FOH
- AMBIENT MIC 46
- TALKBACK
 FROM FOH 47

saved as: Ones Technical Rider 2024 (22 pc Arena-Stadium)

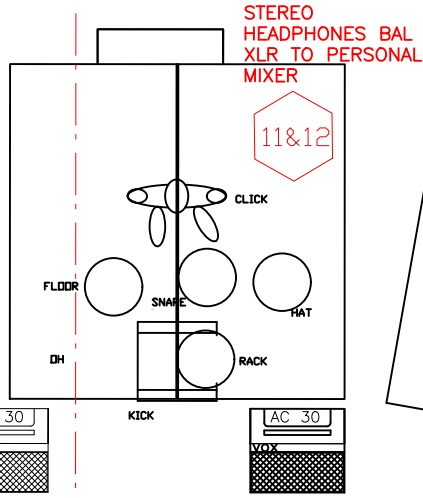
ONES-BEATLES#1 HITS
 22PC - 23 POSITION
 SHOW - 2024

INPUTS FOH &
 MON

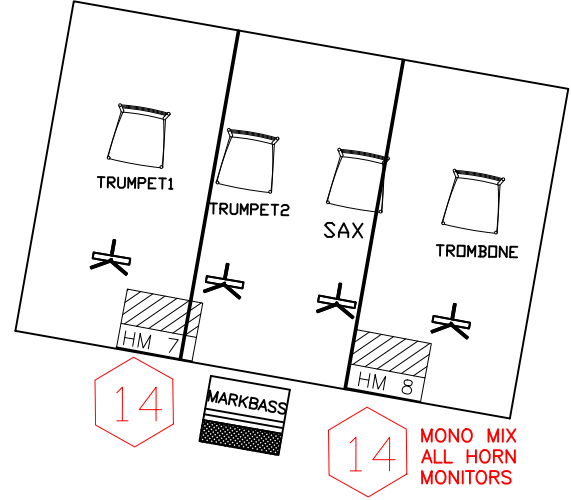
DWG 4-L



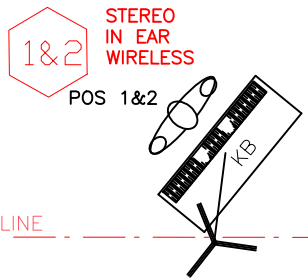
13 MONO MIX FOR ALL STRING MONITORS



STEREO HEADPHONES BAL XLR TO PERSONAL MIXER

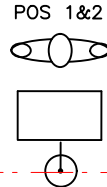


14 MONO MIX ALL HORN MONITORS



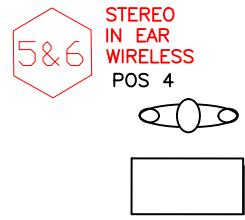
1&2 STEREO IN EAR WIRELESS

POS 1&2



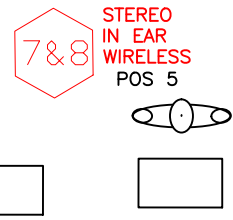
3&4 STEREO IN EAR WIRELESS

POS 3



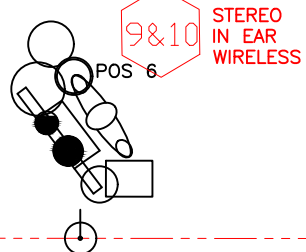
5&6 STEREO IN EAR WIRELESS

POS 4



7&8 STEREO IN EAR WIRELESS

POS 5



9&10 STEREO IN EAR WIRELESS

POS 6



15 MONO MIX SIDE WASH



15 MONO MIX SIDE WASH



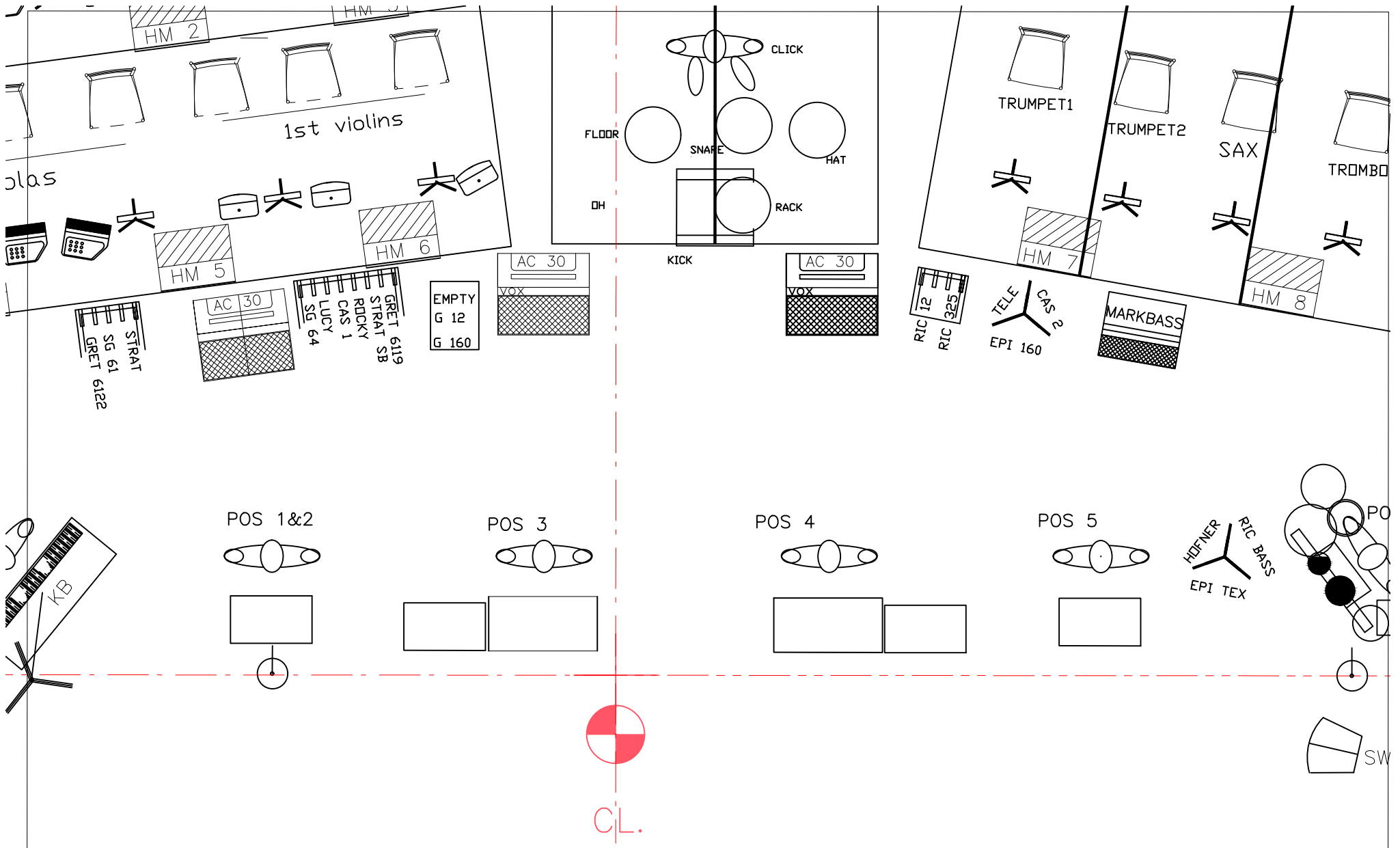
SET LINE

ONES-BEATLES#1 HITS
22PC - 23 POSITION
SHOW - 2024

MONITORS

PAGE 15 OF 16

DWG 5-L



ONES-BEATLES#1 HITS
 22PC - 23 POSITION
 SHOW - 2024

GUITAR LAYOUT	
PAGE 16 OF 16	DWG 6-L