



## **THE BEATLES #1 HITS**

# **TECHNICAL RIDER**

**13 performers + 6 crew**

**June 2024**

PRODUCER CONTACT:- *Frank Zirone*: +1 416 473 9998 - [fzirone@rogers.com](mailto:fzirone@rogers.com)  
PRODUCTION CONTACT:- *Tony Crea*: +1 647 298 0803 - [tonyc@sympatico.ca](mailto:tonyc@sympatico.ca)

# Table of Contents

TECHNICAL PRODUCTION.....	3
SOUND CHECK.....	3
AUDIO.....	3
FOH AND MONITOR CONSOLES.....	3
MONITORS.....	4
MICROPHONES & DI's.....	4
MICROPHONE STANDS.....	5
COMMUNICATION SYSTEM.....	5
STAGE POWER.....	6
LIGHTING.....	6
PREFERRED EQUIPMENT LIST.....	6
COLOUR/GEL PREFERENCES.....	6
VIDEO.....	7
ONSTAGE PROJECTION.....	7
FOH PROJECTION.....	7
VIDEO OPERATOR.....	7
PROJECTION AUDIO.....	7
STAGING.....	8
RISERS/PLATFORMS.....	8
STEPS FOR RISERS.....	8
FURNITURE.....	8
CYCLORAMA.....	8
HOUSE TECHNICAL PERSONNEL REQUIREMENTS – SUMMARY.....	9
BACKLINE.....	10
DRAWINGS & PATCH LISTS.....	11
GENERIC LIGHTING PLOT.....	11
AUDIO INPUT LIST.....	12
STAGE DRAWING #0E – STAGE LAYOUT OVERVIEW.....	13
STAGE DRAWING #1E – STAGE LAYOUT – FURNITURE, ORCH MON, DRUMS, GUIT BOATS..	14
STAGE DRAWING #2E – STAGE ELECTRICAL POWER LAYOUT.....	15
STAGE DRAWING #3E – INPUTS FOH AND MONITORS.....	16
STAGE DRAWING #4E - MONITOR OUT IEM AND FLOOR.....	17

Please note references to “fly in” engagement requirements.

For the purpose of this rider, a “fly in” engagement means that ONES will not be transporting any backline, instruments, or production equipment.

The Purchaser agrees to provide the following equipment & services at no cost to the artist.

## **TECHNICAL PRODUCTION**

The ONES Show Production is designed to be executed in Proscenium Theatres with full fly systems. In other venue types, we will work closely with in-house Technical Staff to advance compromise solutions that will serve the overall production.

ONES Technical personnel must be allowed to operate all equipment that is provided by the Purchaser or his Subcontractors.

No other acts will be permitted to use ONES stage equipment (ie: drums, amps or the services of the ONES crew) without prior consent of the ONES Production Manager. The equipment and special effects of any other acts on the same stage will be operated under the supervision or control of ONES Production Manager and he shall have the final decision in the placement of any and all equipment on or off the stage.

All equipment & components provided for ONES use must be in proper working condition.

The Venue must provide a safe & legal means of reaching Lighting Fixtures & Projectors at their final trim positions for focus &/or maintenance purposes.

**\*\*ONES will require full access to the stage for a minimum of five (5) working hours from load-in time until end of sound check. Meal & coffee breaks mandated by local workplace agreements must be added to this total.**

## **SOUND CHECK**

ONES requires a full Sound Check which must occur prior to the opening of the house. This may require up to one hundred and twenty (120) minutes to complete.

## **AUDIO**

ONES supplies rehearsed FOH & Monitor Sound Engineers that will direct the stage setup and perform the sound mix of the show.

### **REQUIREMENTS FROM PURCHASER**

We prefer to use the in-house sound system in most venues. Such a system should ensure adequate coverage to all seats & be of sufficient power to provide clear, undistorted sound at average levels of 98db. (110db peak). A Line Array System is strongly preferred where appropriate.

In Venues where an SPL limit is strictly enforced, ONES Sound Engineer must be provided with a working SPL meter of the same type used for enforcement in order to comply effectively with these limits.

In-House Audio Technician(s) must assist with FOH setup & stage patch, as well as assisting the Monitor Mixer during the show.

ONES Sound Engineer to have full control of the sound system at all times.

### **FOH AND MONITOR CONSOLES**

We prefer to use Digital Consoles whenever possible. We will attempt to send Show Files in advance.

The following brands are preferred: SSL, Avid (Digidesign), Midas, Digico, Soundcraft, Yamaha.

In the event that a Digital Console is not available at the FOH position, extra outboard equipment will be required:-

- 1 - Drive Rack c/w 1/3 octave Equalizers for every Mix Output (including Subs, Center Fills, Lip Fills, Under Balcony Fills, etc.
- 1 - Effects Rack c/w 16 ch. of Insertable Compressors
  - 2 - High Quality Reverbs (ie:- Lexicon)
  - 1 - DDL c/w Tap Function (ie:- TC Electronics D2)
  - 2 - Multi Effects Processors (ie:- Yamaha SPX-2000)

## **FOH AND MONITOR CONSOLES (continued)**

**ONES generally travels with a Midas Pro2 Monitor Console. For “fly in” engagements, it will be the preferred monitor console for the PURCHASER to provide.**

An Analog splitter is usually the most fail-safe option for inputs at FOH and Monitor consoles, depending on in-house digital audio protocols. This Analog Splitter must be supplied by the Venue/Purchaser.

In the event that a Digital Console is not available at the Monitor Mix position, extra outboard equipment will be required:-

- 1 - Drive Rack c/w 1/3 octave Equalizers to be inserted on every Mix Output
- 1 - High Quality Reverb Unit

Suitable Analog Monitor Mixing Consoles will have 48 Mic inputs with 4 band sweep EQ, minimum of 14 Mix outputs + Monitor/Listen Output. Compact Analog consoles such as Mackie & Presonus are **NOT** acceptable.

Adequate Console & Outboard Rack Lighting is required at both mix positions.

**FOH Audio Mix position must be located within the prime audience seating area (eg:- NOT in an enclosed booth or room)**

**MONITORS: Please refer to Stage Drawing #4E on page 15 for placement & patching details.**

**ONES generally travels with a Midas Pro2 Monitor Console and an IEM system. For IEM layout please refer to Stage Drawing 4E.**

**For “fly in” engagements, the PURCHASER will provide the required IEM and sidewash system for band.**

- 1. Mid-Stage Side Fill Monitors - Active Stereo. May be similar to wedges but on stands at head height.
- 2. In-Ear Monitor Systems - STEREO - 6 discrete mixes required.
- 3. Drummer uses wired headphones through his personal compact mixer (ONES WILL SUPPLY).

**For “fly in” engagements, the HOUSE OR PURCHASER will provide the required floor monitor system for the orchestra.**

- 4. Specialty Compact Monitors: 3 “Mackie SRM-150” or similar + 1 “Bose S1” or similar. (for Strings)
- 5. Wedge Monitors - 4 Active Wedges on 4 discrete mixes.
- 6. Monitor System must include a “Listen Wedge” of the same type as those used onstage which must be connected to a Monitor Output on the console which is Post Mix Processing.
- 7. If the projectionist is working from an enclosed booth, there must be a working monitor supplied with a discrete mono mix or an operable window.

**MICROPHONES & DI's: Please refer to Stage Drawing #3E on page 14 for placement & patching detail**

**For “fly in” engagements, the PURCHASER will provide the required microphones.**

- 6 - Sennheiser E935 - Vocals
- 3 - AKG 414 - 2 Drums & Percussion
- Overhead
- 1 - Sennheiser MD421 - Kick
- 1 - Shure SM 57 - Snare
- 2 - Shure SM-81/AKG-451 - Audience Mics (IEM)
- 5 - Shure PGA-98H - Clip-On Mics - Horns
- 3 - Sennheiser E609 Mics - Guitar Amps
- 1 - Shure SM-57 - Flute
- 3 - ACTIVE DIRECT BOX - Electronic Percussion, Acoustic Guitar, Click Track (Metronome)
- 4 - TRS → XLRM Adaptors for line outputs of String Monitors.(when no XLR line out is available)

**Special note re orchestra string mics: ONES generally travels with electric violins that work with personal monitors.**

**For “fly in” engagements, the PURCHASER will provide the required mics for the entire orchestra based on consulting with ONES FOH soundman.**

## **MICROPHONE STANDS**

- 9 - Standard Mic Stands - with Telescopic Booms
- 1 - Oversize(heavy) Mic Stand for Drum Overhead with Extended Boom.
- 5 - Short Mic Stands with Short Booms (3 for Personal String Monitors)

## **COMMUNICATION SYSTEM**

A 2-channel Clear-Com or equivalent communication system is required for the following Show operating personnel:

- Lighting Operator (A)
- FOH Sound Operator (A+B)
- Video Operator (A+B)
- Monitor Operator (B)
- House Flyman (B)
- Stage Manager (A+B)
- Followspot Operators (A)

## **STAGE POWER: Please refer to Stage Drawing #2E on page 13 for placement details.**

Fourteen (14) separate 110v AC quad power outlets are required onstage; 8 across the backline, and 6 across the front line.

## **LIGHTING**

**ONES** does not carry any lighting production equipment.

**ONES** travels with a rehearsed Lighting Director who will operate the Lighting for the show.

It is intended that **ONES** use the full house lighting compliment available at every venue, operated and focused by **ONES** Lighting Director with the assistance of the venue Lighting Technician(s).

**HAZERS, SPECIALS, 2 x FOLLOW SPOTS AND MOVING LIGHTS** are to be provided by the venue.

**ONES** Lighting Director or Production Manager will typically request a lighting equipment inventory & a line set schedule from the venue well in advance.

## **REQUIREMENTS FROM VENUE/PURCHASER**

An In-House Lighting Technician will be required to assist with the patching & focus of the in-house lighting rig. This Technician must be completely familiar with the lighting rig with respect to patching as well as programming of any intelligent fixtures used for the show.

In-House Lighting Technician must be available & on hand from the beginning of the setup call through to the end of the entire show.

Please refer to the enclosed, Generic Lighting Plot. **ONES** Lighting Director is generally able to work with an existing House Lighting Plan provided that the specific requirements of the show are met. Where possible, our enclosed Lighting Plot should ideally be pre-hung & patched prior to the arrival of **ONES**

Production Personnel. (see encl. Lighting

Plot) Our preferred equipment list is as

follows:

- 24 - Elation Pro PAR or similar:- to be evenly spread out on four fly pipes on stage
- 12 - Varilites VL-4000:- 4 -> Midstage pipe, 4 -> Upstage pipe , 4 -> Upstage Floor
- 8 - ColorForce 72:- Upstage CYC
- 4 - ColorForce 48:- Bell Base Booms (or similar) in Upstage Corners
- 12 - ETC Lekos @ 19°:- FOH
- 12 - ETC Lekos @ 26°:- Onstage
- 2 - D50 Hazers c/w fans
- 2 - Followspots with Operators
- 1 - Grand MA or equivalent lighting console

Substitutions, equivalents & additions are permitted with prior consultation with **ONES** Production Manager.

## **COLOUR/GEL PREFERENCES: All GAMColor**

- Onstage Lekos - 104 Broadway Rose      540 Pale Green
- FOH Lekos - 325 Bastard Amber
- Followspots -
  1. 1/4 Magenta
  2. 948 African Violet
  3. 710 Blue Green
  4. 910 Alice Blue
  5. 310 English Rose
  6. 1/2 Magenta

## **VIDEO**

The screen narration projections and sound are an integral part of the **ONES** show. As **ONES** does not tour with production equipment, the Projector and Screen/CYCLORAMA must be supplied by the PURCHASER in all cases. We require projections that are fully visible at every sold seating location in the venue.

**PURCHASER** must provide one (1) high powered Video Projector, capable of outputting a **minimum** of 20,000 ANSI Lumens. Spare Bulbs must be readily available in the event of a burnout.

Projector must include the appropriate Lens for mounting position (to be determined during the advance by **ONES** Production Manager & House Technical Director.

Projector must be configured with a **wired** Remote for any calibration that may be required after the projector is in position.

Depending on stage dimensions, proscenium width/height, trim heights, audience sight lines & available line sets, this image size may be scaled up or down through a range from 36 to 44 feet wide. (40'W x 22.5'H is ideal)

**Alternate: PURCHASER MUST PROVIDE** Digital LED screen/wall upstage of the band with a minimum size of 18'H x 32' W x 4mm Pitch(16:9 format).

## **VIDEO OPERATOR**

**ONES** travels with a rehearsed Video Operator that will perform all cues required for the show. The projected video for the **ONES** show provides the pre-recorded narration portion of the show. Thus the Video Operator must be located in a place that is able to see the performers and hear the crowd to execute this function properly. A position that is adjacent to either the Sound or Lighting Operator is ideal. (whichever is more convenient for signal routing/connections)

If the Video operator is situated in a closed booth, a compact Audio Monitor met be supplied with a Program Feed.

**ONES** will provide a MacBook Pro to drive the Projector. This laptop will be loaded with the show. **\*\*HDMI CONNECTION PREFERRED.**

This connection will typically connect to the projector via HD/SDI conversion to be supplied by the venue/ purchaser.

## **PROJECTION AUDIO**

A Digital Audio Converter is supplied by **ONES** to make a stereo connection to the FOH Audio Console from the MacBook Pro. This will require 2 XLR cables & a path to the FOH Audio Console.

**STAGING:** Please refer to Stage Drawing #0E & #1E on page 11 &12 for layout and details.

**PURCHASER MUST PROVIDE ALL PLATFORMS, STEPS, FURNITURE, AND VIDEO SCREENS REQUIRED AS PER DRAWINGS INCLUDED IN THIS RIDER.**

**RISERS / PLATFORMS -**

- 4' x 8' Risers to be non-slip surface and stable without movement.
- A protection kick plate required on rear of top risers to ensure chairs cannot slip off.
- Uniform Black Skirting required on all visible sides.

**Platforms with corresponding legs or frames**

1. Riser for 4 strings at 8'D x 4'W x 16" high - total = 3 required  
configuration required is 12'W x 8'D x 16"H
2. Riser for 3 horns at 8'D x 4'W x 8" high - total = 2 required  
configuration required is 8'W x 8'D x 8"H
3. Riser for Drums 8' x 4' x 16" high - total = 2 required  
configuration required is 8'W x 8'D x 16"H

**STEPS FOR RISERS -**

- Steps to be non slip
- Steps to be 8 inch maximum rise

Drum Riser - 16" riser - 1 set - 1 step

String Risers - 16" riser - 1 set - 1 step

**FURNITURE**

**Horn Section**

- 3 - Armless, padded chairs required not wider than 18"
- 3 - Manhasset style music stands c/w dimmable **lights**.

**String Section**

- 4 - Armless, padded chairs required not wider than 18"
- 4 - Manhasset style music stands c/w dimmable **lights**.

**CYCLORAMA**

**PURCHASER TO PROVIDE CYCLORAMA OR SCREEN TO SUIT THE SIZE OF PROJECTION.**

## **HOUSE TECHNICAL PERSONNEL REQUIREMENTS - SUMMARY**

### **Setup/Strike Call:**

- 1 - Lighting Technician to assist ONES Lighting Director with Hang, Focus & Patch.
- 1 - Sound Technician to assist ONES Sound Engineer with Stage Patch/Monitors.
- 1 - Video Technician to assist ONES Video Operator with Projector Hang, Focus & Patch.
- 4 - Stage Carpenters/Stagehands to assemble & place Stage Risers, Hang Soft Goods & Position Video Projection Equipment as required.

### **Show Call:**

- 1 - Stage Carpenter/Flyman to operate House Fly System during the Show.
- 2 - Followspot Operators for Show.
- 1 - Lighting Technician to assist & troubleshoot as required.
- 1 - Sound Technician to assist onstage & troubleshoot as required.

**\*\* Lighting & Video Technicians must possess the proper credentials to operate in-house lift (man lift, scissor lift, etc.). Both Technicians should be ready, willing & able to use this lift, if required.**

**BACKLINE** **\*\*Please note:** Under certain conditions, ONES may supply components of backline equipment. To be discussed and confirmed with Production Manager/Purchaser Representative.

**DRUMS** (Vintage 1966 "RINGO Kit") c/w Stool

- 1 - Ludwig Oyster Black Pearl "Super Classic" Kit complete with:
- 1 - Ludwig 22" KICK Ludwig – Classic Oyster Pearl
- 1 - Ludwig 16" FLOOR TOM Ludwig – Classic Oyster Pearl
- 1 - Ludwig 13" RACK TOM Ludwig – Classic Oyster Pearl
- 1 - Ludwig Jazz FesUval 14" x 5" SNARE – Classic Oyster Pearl

**HARDWARE**

- 2 - Pearl BC 830 Cymbal stands w/Uni-lock Tilt boom stand
- 1 - Ludwig Atlas Double Tom Stand
- 1 - Ludwig Atlas Pro Hi-Hat T Stand
- 1 - Ludwig Atlas Pro Snare Stand

**PERCUSSION**

- 1 - Roland SPD-SX sampling pad with stand
- 1 - LP Bongo Stand LP330 (Adjustable Height)
- 1 - LP Performers Series Bongos 7"/5"
- 1 - Ludwig Acrolite 14" Snare c/w concert style stand
- 1 - Mounted Cowbell c/w kick pedal (Wood Beater)
- 1 - MulU percussion stand
- 1 - Mounted tambourine

**GUITARS ELECTRIC** (String Gauges TBC)

- 2 - Fender Stratocasters (American Made – 62 Reissue – 1 x Sonic Blue, 1 x "ROCKY Paint Job")
- 1 - Gretsch 6119 Tennessee Rose Burgundy
- 1 - Gretsch White Falcon - White
- 2 - Fender Telecaster (1 x White + 1 x Rosewood – American Made)
- 2 - Gibson SG (Cherry Finish – 64 Reissue c/w Maestro Vibrato)
- 1 - Gibson Les Paul Standard (Wine Red Finish)
- 2 - Rickenbacker 325 C64 (Miami model) Black
- 2 - Rickenbacker 360 - 12 V63 Fireglow
- 2 - Epiphone Casino (1 x Sunburst + 1 x Natural)

**GUITARS ACOUSTIC**

- 2 - Gibson J160E Sunburst
- 1 - Gibson Songwriter AcousUc 12 String
- 1 - Epiphone Texan Aged Blonde

**AMPLIFIERS & SPEAKER CABINETS**

- 3 - VOX AC 30 Handwired series (combo or head/speaker)  
c/w 2 x 12" BriUsh CelesUon Blue speakers
- 1 - MarkBass CMD 102P combo Bass Amplifier

**KEYBOARDS**

- 1 - Roland Jupiter 80 - 76 Keys
- 1 - Roland DP-10 Sustain Pedal TRS W/ Switch
- 1 - Scissor Stand - Single (must reach standing height)

**SOUND SCREENS**

- 2 - Plexiglass folding style (ie:- Clearsonic) –each 60" to 72" high x 8' to 10' long

**KICK PEDALS**

- 1 - DW 9000 Single Kick
- 1 - Yamaha Single Kick Chain FP8500C
- 1 - Double Chain Bass Drum Pedal

**CYMBALS**

- 1 - Zildjian 18" Medium Crash
- 1 - Zildjian 20" K Sweet Crash K Series
- 1 - Zildjian 15" Avedis Hi-Hats

**PERCUSSION (cont)**

- 1 - Loose tambourine
- 2 - Cymbal 17" w/ Pearl BC 830 Uni-lock Boom Stand
- 1 - Wood Block
- 1 - Set of Maracas
- 1 - Set of Assorted shakers
- 1 - Standard "Percussion Table" c/w SUck Holder  
(Pouch Style)

**BASS**

- 1 - Rickenbacker 4001S Fireglow
- 1 - Hofner 500 Violin Bass - Sunburst  
(NO CONTEMPORARY OR IGNITE MODELS)

**GUITAR PEDAL BOARDS**

- 2 - Helix LT c/w Peterson tuners, Hum Debugger & UHF RF Wireless Systems
- 1 - Custom Pedalboard for Bass c/w Peterson tuner, Hum Debugger, Jensen 2000 DI & UHF RF System
- 1 - Custom Pedalboard c/w Peterson tuner, Passive Volume Pedal, Fender Pugilist Pedal, Hum Debugger & UHF RF Wireless System.

**ELECTRIC STRINGS** (c/w Bows, Resin, etc)

- 2 - Bravura EVA White Electric Violins (or similar)
- 1 - Bravura EVA White Electric Viola (or similar)
- 1 - Bravura EVA White Electric Cello (or similar)

**Please include all applicable cables & accessories.**

# ONES: The Beatles' #1 Hits

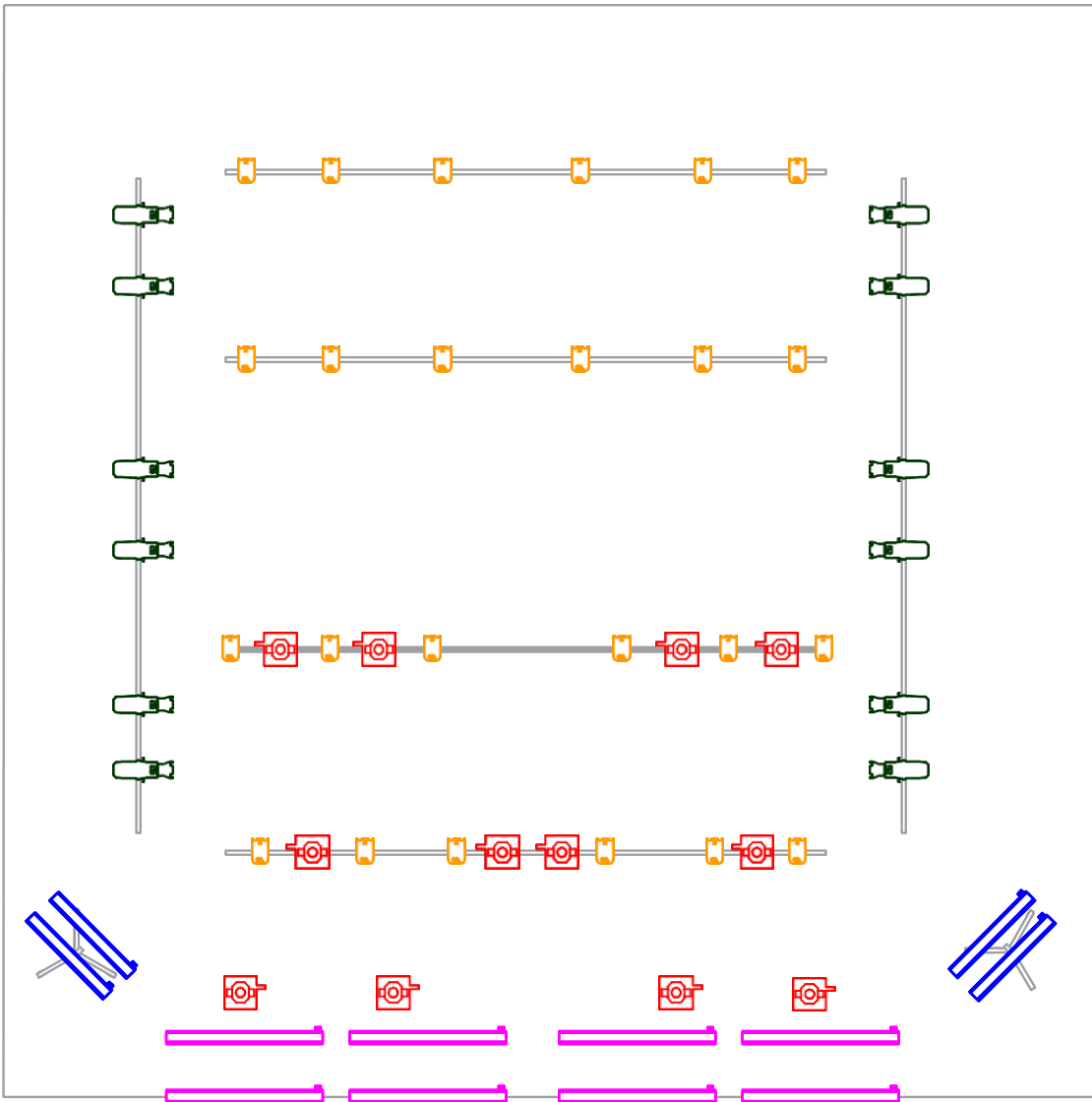
## Stage

### Lighting Plot

L.D	Peter Genrick		
Phone	1-416-662-1765		
Email	genrickp@gmail.com		
Drawn By:	G.E		

### Legend

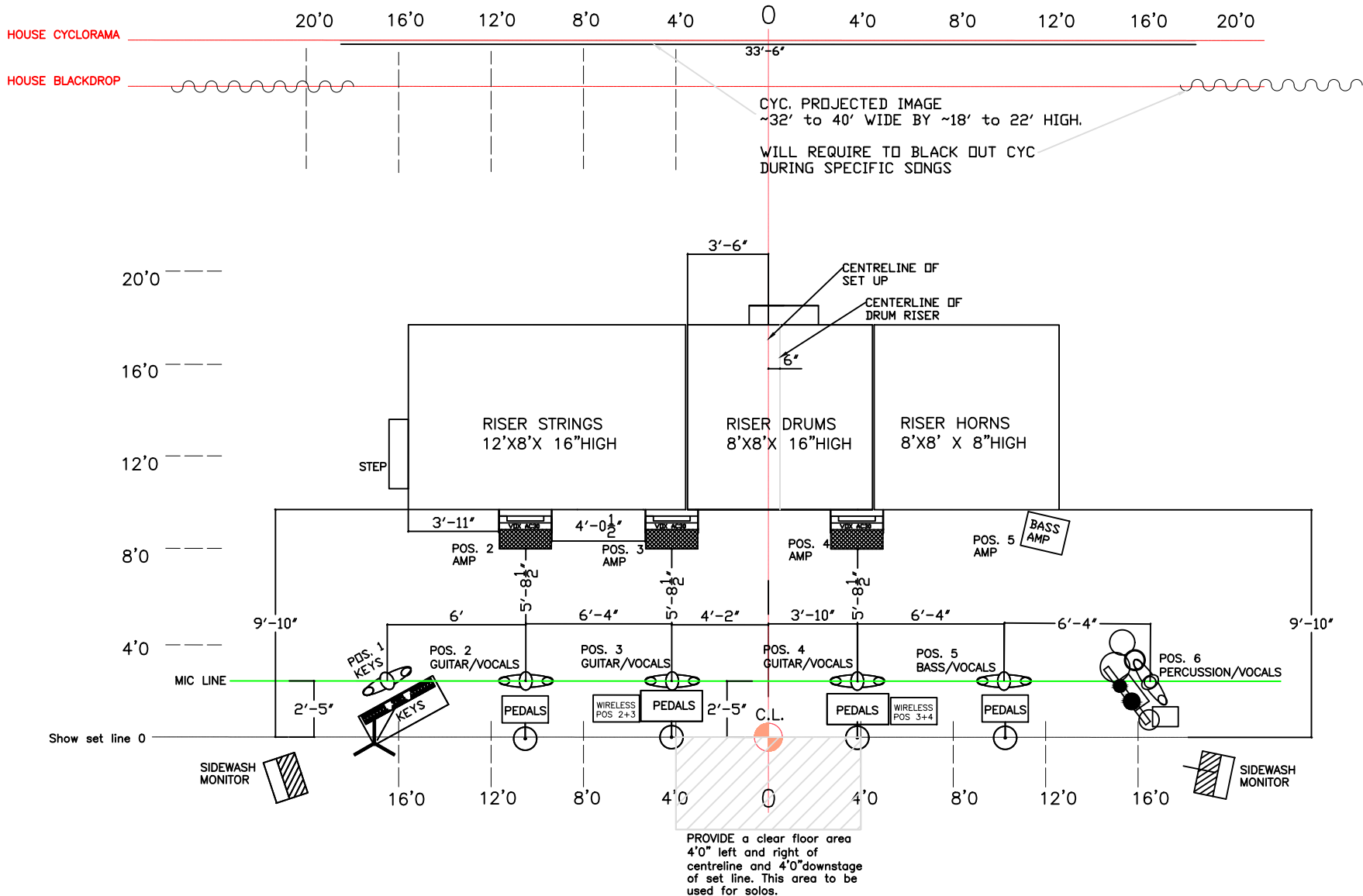
Symbol	Name
	ProPar
	VL 4
	Color Force 72
	Color Force 48
	26 Degree Leko
	19 Degree Leko



# ONES

## 4 Strings Input List - As of June 27, 2024

ITEM #	INPUT DESCRIPTION	MIC	STAND	POSITION	SUB SNAKE	48V	SPLIT IN	FOH IN	MON IN
1	KICK	ARTIST	SB	DRUM RISER	A1		1	1	1
2	SNARE	ARTIST	SB	DRUM RISER	A2		2	2	2
3	HAT	SM81/184	SB	DRUM RISER	A3	Y	3	3	
4	RACK	CLIP-ON		DRUM RISER	A4		4	4	
5	FLOOR	CLIP-ON		DRUM RISER	A5		5	5	
6	OH	SM81/184	TB	DRUM RISER	A6	Y	6	6	3
7	CLICK	ARTIST		DRUM RISER	A7		7	7	4
8	PERC SNARE	SM57	SB	POS 6	C1		8	8	5
9	BONGOS	ARTIST	TB	POS 6	C2		9	9	6
10	ROLAND SPD	ARTIST DI		POS 6	C3		10	10	7
11	PERC OH	ARTIST	TB	POS 6	C4	Y	11	11	8
12	BASS	ARTIST DI		POS 5 - DSL	A8		12	12	
13	POS 2 LX GTR	ARTIST		POS 2 - VOX AMP US	A9		13	13	9
14	POS 2 ACOUSTIC	ARTIST		POS 2 - DS	B1		14	14	10
15	POS 3 LX GTR	ARTIST		POS 3 - VOX AMP US	A10		15	15	11
16	POS 3 ACOUSTIC - DS	XLR		L O/P FROM PEDALBOARD	B2		16	16	12
17	POS 4 LX GTR	ARTIST		POS 4 - VOX AMP US	A11		17	17	13
18	POS 4 ACOUSTIC - DS	ARTIST DI		POS 4 - DS	C5		18	18	14
19	POS 5 ACOUSTIC - 6 STR	ARTIST DI		POS 5 - DS	C6	Y	19	19	15
20	POS 5 ACOUSTIC - DANO	ARTIST DI		POS 5 - DS	C7	Y	20	20	16
21	KBD L	XLR		POS 1	B3		21	21	17
22	KBD R	XLR		POS 1	B4		22	22	18
23	VOX 1	ARTIST	TB	POS 1	B5		23	23	19
24	VOX 2	ARTIST	TB	POS 2	B6		24	24	20
25	VOX 3	ARTIST	TB	POS 3	B7		25	25	21
26	VOX 4	ARTIST	TB	POS 4	C8		26	26	22
27	VOX 5	ARTIST	TB	POS 5	C9		27	27	23
28	VOX 6	ARTIST	TB	POS 6	C10		28	28	24
29	TRUMPET	ARTIST RF		SL - XLR TO SPLIT			29	29	25
30	SAXOPHONE	ARTIST RF		SL - XLR TO SPLIT			30	30	26
31	TROMBONE	ARTIST RF		SL - XLR TO SPLIT			31	31	27
32	VIOLIN 1	ARTIST		USR	D1		32	32	28
33	VIOLIN 2	ARTIST		USR	D2		33	33	29
34	VIOLA	ARTIST		USR	D3		34	34	30
35	CELLO	ARTIST		USR	D4		35	35	31
36	AUDIO FROM VIDEO	ARTIST DI		VIDEO PLAYBACK - FOH			36	36	32
37	AMBIENT MIC	SM81 / 184	SB				37	37	
38	TALKBACK FROM FOH	SWITCH MIC		FOH			38	38	
39							39	39	
40							40	40	
41							41	41	
42							42	42	
43							43	43	
44							44	44	
45							45	45	
46							46	46	
47							47	47	
48							48	48	
<b>NOTES: ANY UNUSED CHANNELS WILL BE LEFT BLANK</b>							<b>MICS FROM VENUE:</b>		
VENUE TO PROVIDE MICS AS SHOWN, ALL MIC STANDS, ALL SUBSNAKES AND XLR CABLES							3 X SM81 OR KM184		
ALL DETAILS TO BE CONFIRMED WITH ARTIST REPRESENTATIVE							1 X SM57		
							1 X SM58 SWITCH		
							1 X MD421		



- PROJECTOR HANG LOCATION - onstage (VARIES DEPENDING ON SCREEN SIZE AND LENS)
- PROJECTION ONTO REAR CYC. DRESSED
- BLACK OUT CURTAIN ON CYC WHERE AVAILABLE

14 POSITION PERFORMANCE  
GENERIC LAYOUT 2024 OVERVIEW FOR  
LOCATING RISERS, SET LINE, SCREEN, MICS, AND AMPS

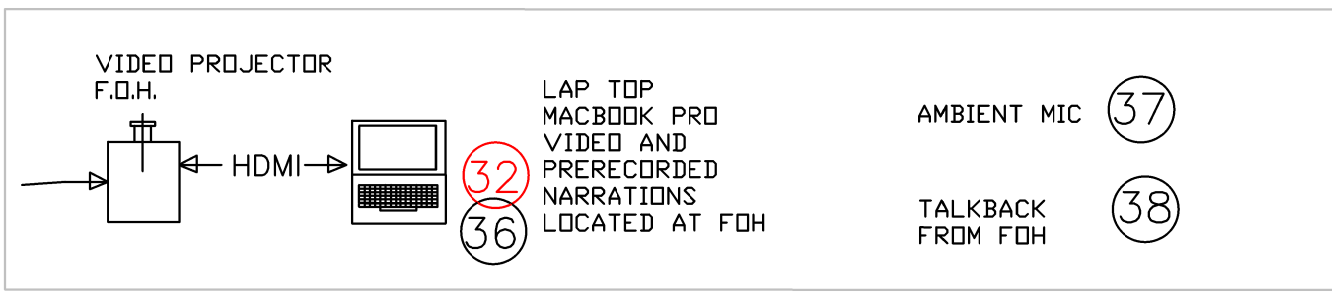
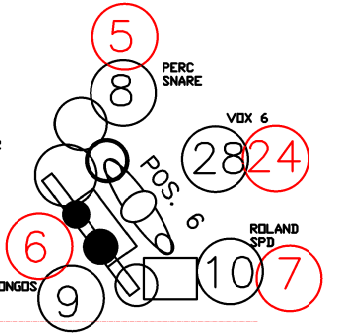
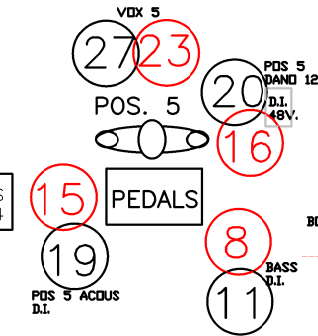
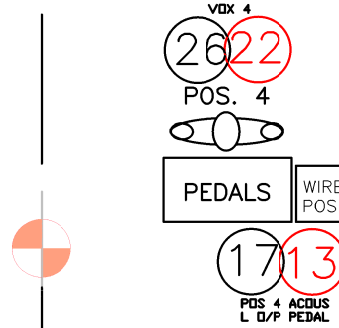
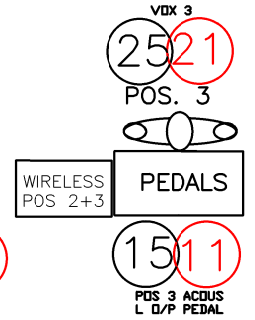
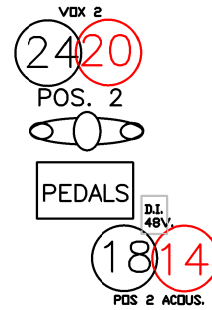

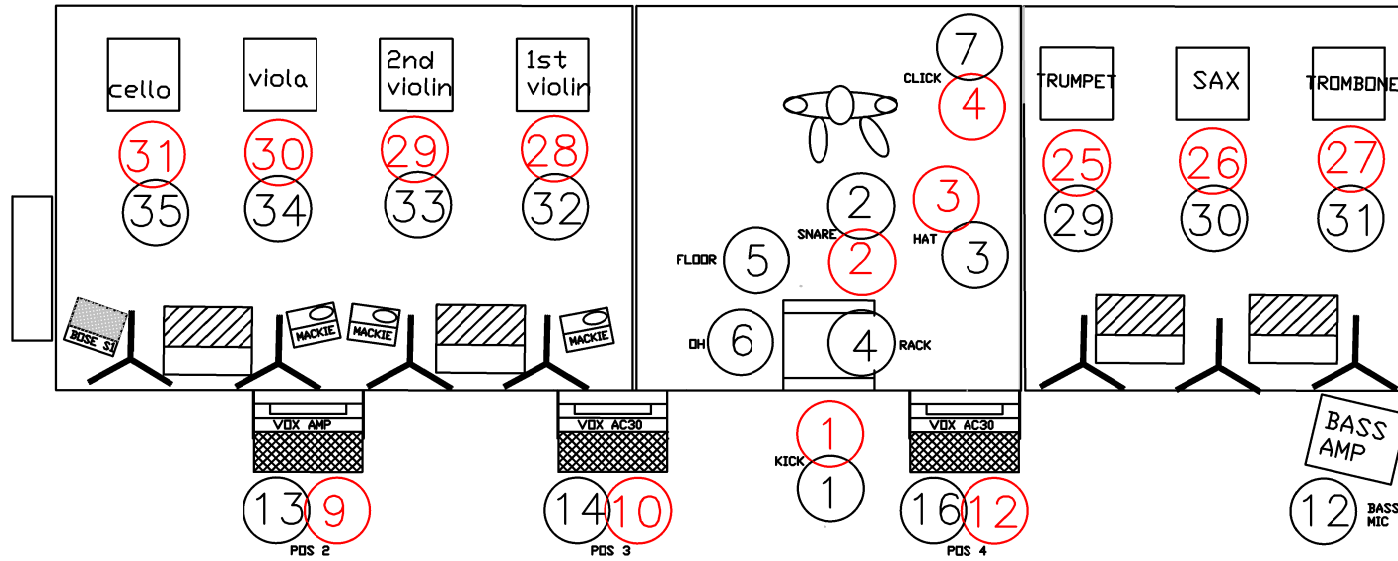
## STAGE LAYOUT OVERVIEW

14 POSITION 13  
PERFORMER SHOW  
GRID IS 4'0" X 4'0"

OE







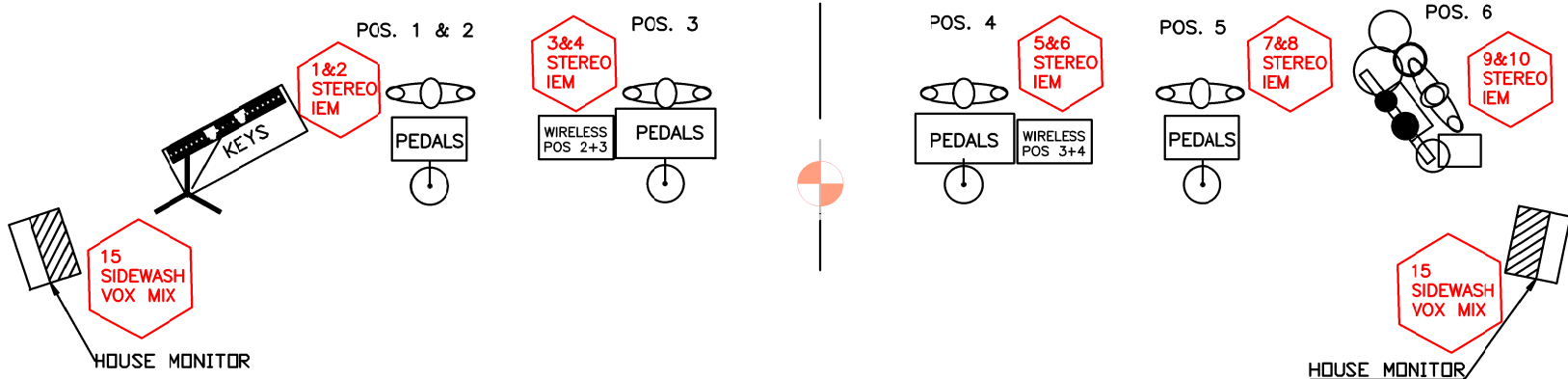
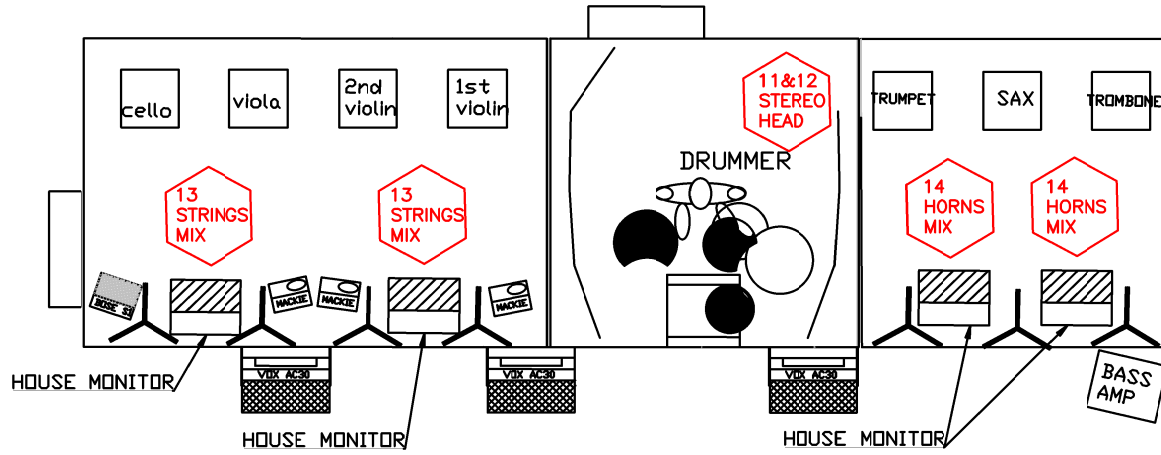
GENERIC 2024 LAYOUT

INPUTS - F.O.H. - ○ MON - ○

14 POSITION - 13 PERFORMER SHOW - 2024

ONES THE BEATLES #1 HITS

16 3E



GENERIC 2024 STAGE LAYOUT MONITORS - I.E.M - SIDEWASH VOX - ORCH MONITORS

14 POSITION - 13 PERFORMER SHOW - 2024

ONES  
THE BEATLES #1 HITS

4E